


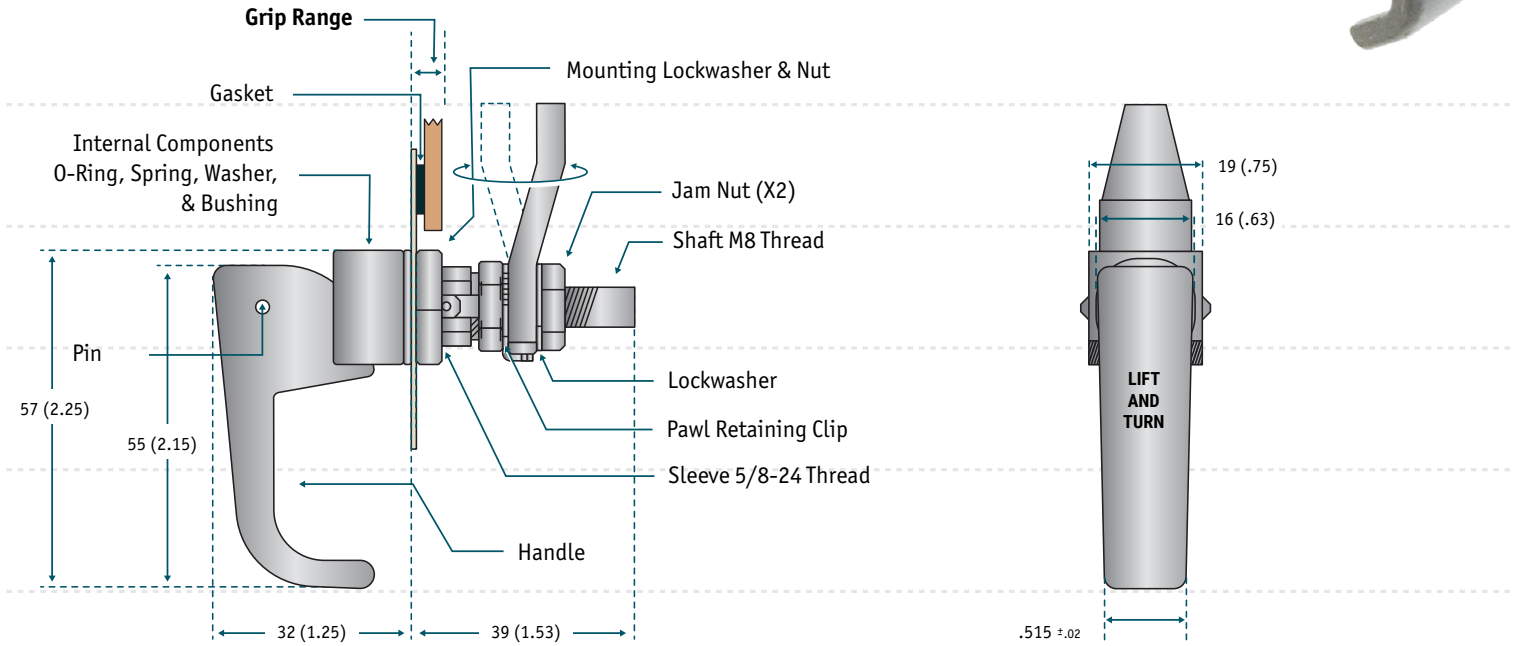
CLH SERIES

Handle Lift & Turn Compression Latch

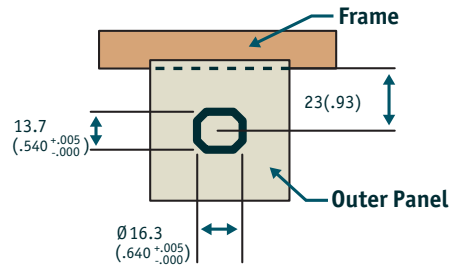


Handle Lift and Turn Compression Latch

Matdan CLH series is straight forward easy to use compression latch that can be operated by hand simply with the ergonomic handle to any user operated cabinet.



| Grip Code | Grip Minimum | Grip Maximum | Pawl Position |
|-----------|--------------|--------------|---------------|
| 1 | 42 (1.66) | 52 (2.05) | Flat |
| 2 | 2 (.08) | 12 (.47) | Down |
| | 32 (1.25) | 42 (1.66) | Up |
| 3 | 12 (.47) | 22 (.87) | Down |
| | 22 (.87) | 32 (1.25) | Up |



Maximum Outer Panel Thickness is 6 (.234)

Materials:
Zinc Die Cast body and handle with optional finishes.

Other components Steel, Zinc Plated (Clear or Black)

Part Number Callout

| Series Code | Type | | Size | | Grip | Finish Code | |
|-------------|------|--------|------|--------|------|-------------|-----------------|
| CL | H | Handle | M | Medium | 1 | B | Black |
| | | | | | 2 | N | Natural |
| | | | | | 3 | C | Polished Chrome |

Example: CLH-M-1-B