


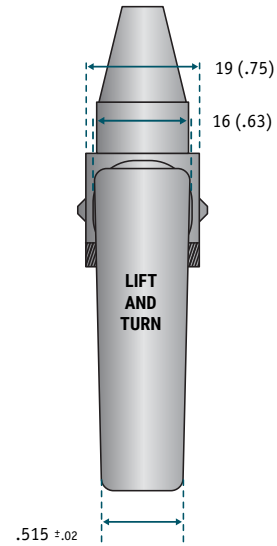
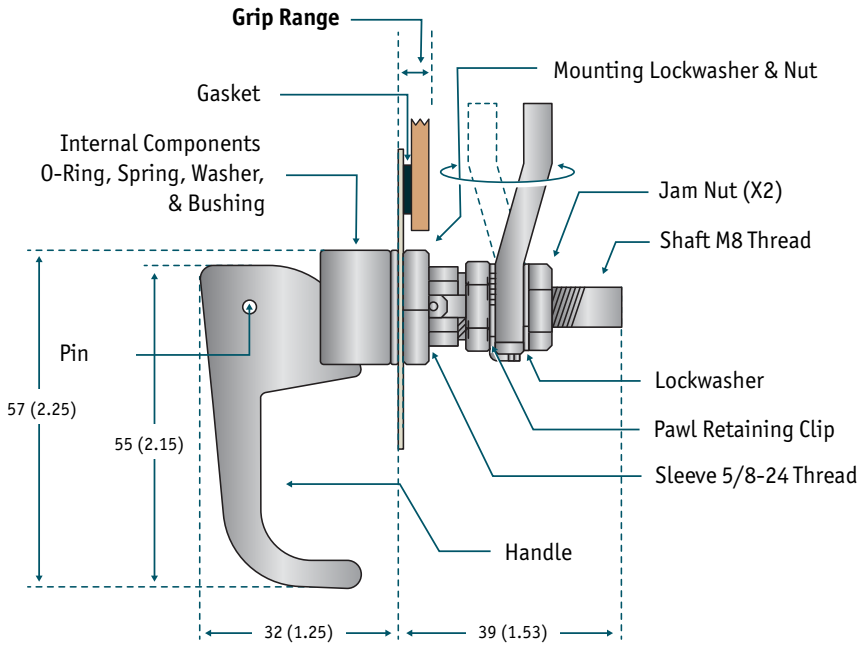
CLH SERIES

Handle Lift & Turn Compression Latch

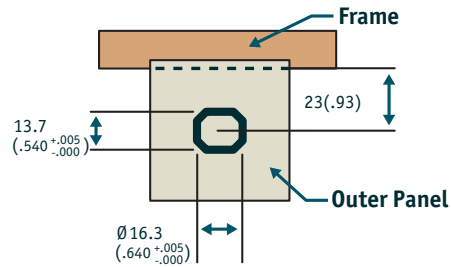


Handle Lift and Turn Compression Latch

Matdan CLH series is straight forward easy to use compression latch that can be operated by hand simply with the ergonomic handle to any user operated cabinet.



Grip Code	Grip Minimum	Grip Maximum	Pawl Position
1	42 (1.66)	52 (2.05)	Flat
2	2 (.08)	12 (.47)	Down
	32 (1.25)	42 (1.66)	Up
3	12 (.47)	22 (.87)	Down
	22 (.87)	32 (1.25)	Up



Maximum Outer Panel Thickness is 6 (.234)

Materials:

Zinc Die Cast body and handle with optional finishes.

Other components Steel, Zinc Plated (Clear or Black)

Part Number Callout

Series Code	Type		Size		Grip	Finish Code	
CL	H	Handle	M	Medium	1	B	Black
					2	N	Natural
					3	C	Polished Chrome

Example: CLH-M-1-B